


RP0603ZZ-XXXXWN-90 Features:

- Wraparound Terminals
- Solder or Epoxy Attachment
- Customer Defined Testing Available
- RoHS Compliant or SnPb Available
- Tape & Reel or Waffle Pack Available (Standard is bulk)



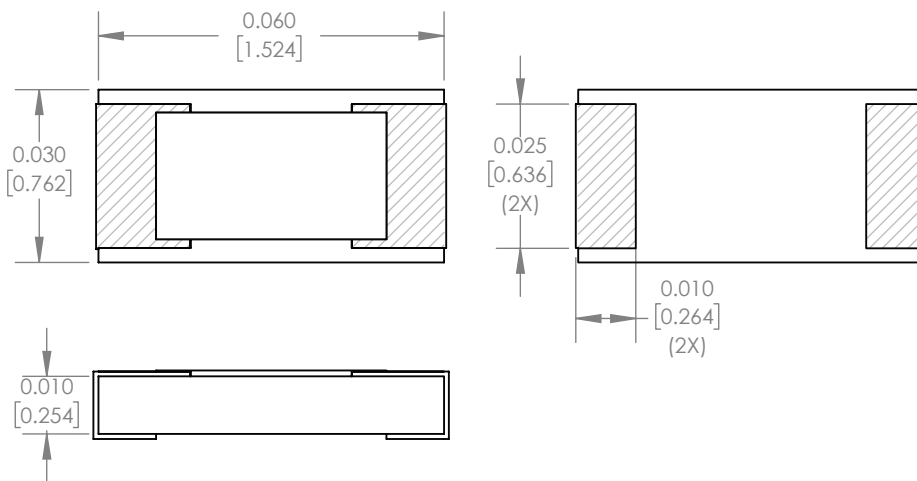
RP0603ZZ-XXXXWN-90 Parameters:

Resistance Range: 0.5Ω - 1MΩ
 Rated Power: 100mW*
 Construction: Thick Film on Al₂O₃
 Operating Temperature: -55 to +150°C

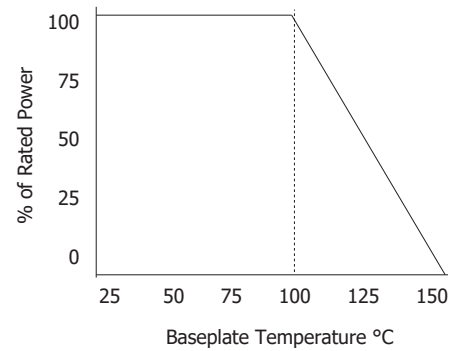
■ Actual Size

* Rating based on ≤100°C constant baseplate temperature

RP0603ZZ-XXXXWN-90 Dimensions:



RP0603ZZ-XXXXWN-90 Power Derating Curve



Dimensions in inches [mm]
 Tolerance is ± 0.005 [0.127]
 unless otherwise stated

Ordering Information:

Example Part Number: RP0603CT-50R0JN-90

RP	0603	ZZ	-	XXXX	W	N	-	90	UU
Prefix for Wraparound Resistor				Value Code Examples	Tolerance	Normal Inspection Contact factory for additional options		Substrate	Packaging
Size	0603			10R0 - 10Ω 1000 - 100Ω 1001 - 1KΩ	F - 1% G - 2% J - 5%		90 - 0.010" Al ₂ O ₃	Blank - Bulk TR - Tape and Reel WP - Waffle Pack	

Terminal Metallization	RoHS	Magnetic	Solder	Epoxy	Wirebond
AS - SnPb over Platinum Palladium Gold	No	No	Yes	No	No
BA - Palladium Silver	Yes	No	No	Yes	No
CT - 100% Matte Tin over Nickel over Silver	Yes	Yes	Yes	No	No
CB - SnPb over Nickel over Silver	No	Yes	Yes	No	No
DS - Sn96 over Palladium Silver	Yes	No	Yes	No	No
GA - Gold	Yes	No	No	Yes	Yes

Barry Industries reserves the right to change part number and/or process without notification.

RP0603ZZ-XXXXWN-90 Reliability Specifications:

Parameter:	Test Condition:	Results:
Short Time Overload	Apply 1.1x Rated Power for 5 Seconds.	≤ 5.0% Resistance Shift
Rated Load Life	Apply 1/2 Power Under 40°C ±2°C 90 Minutes on/ 30 Minutes off. Repeat for 100 hours	≤ 5.0% Resistance Shift
Moisture Resistance	MIL-PRF-55342 para 4.8.9 95% RH, 25°C - 65°C	≤ 5.0% Resistance Shift
Resistance to Soldering Heat	MIL-STD-202 Method 210 and MIL-PRF-55342 Para 4.8.8.1	≤ 5.0% Resistance Shift
Solderability	MIL-PRF-55342 Para 4.8.12	>95% Covered
High Temperature Storage	125°C ±2°C for 500 Hours	1.) ≤ 5.0% Resistance Shift 2.) No Significant Abnormality (Visual)
Thermal Shock	-65°C to +150°C 30 Minutes Dwell, 5 Cycles	1.) ≤ 5.0% Resistance Shift 2.) No Significant Abnormality (Visual)

Barry Industries reserves the right to change part number and/or process without notification.